



City Bike Plan 2021 – 2026 **Bike parking strategy**

Mission vélo - Direction de la Voirie et des Déplacements
October 2025

Bike Plan 2021 – 2026

1. A comprehensive cyclable **network**
2. **Parking** facilities meeting all needs
3. **Safe**, more comfortable journeys
4. Developing a **bicycle culture**
5. An **exemplary administration** : showing by example

100%
cyclable
Paris



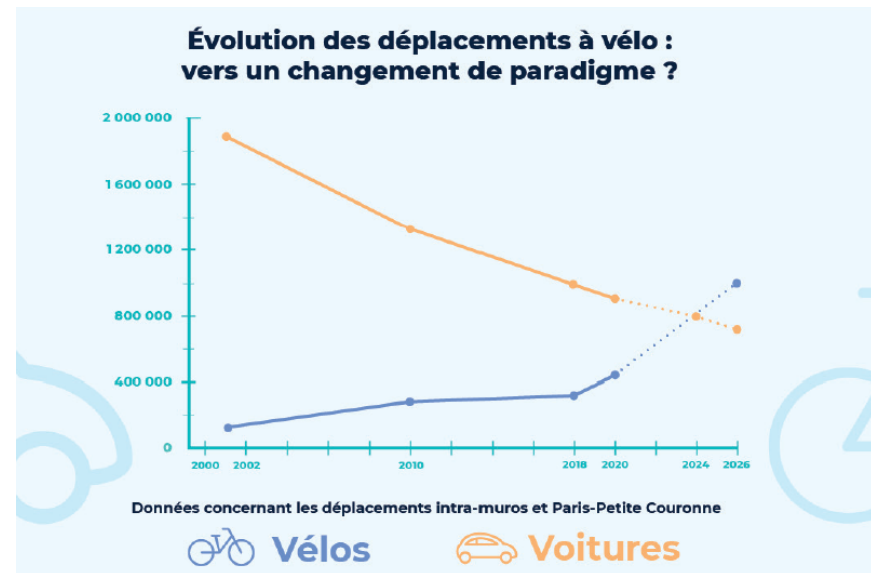
before / after creation of a secure cycle path on avenue de la République.

Cycle Plan 2021-2026

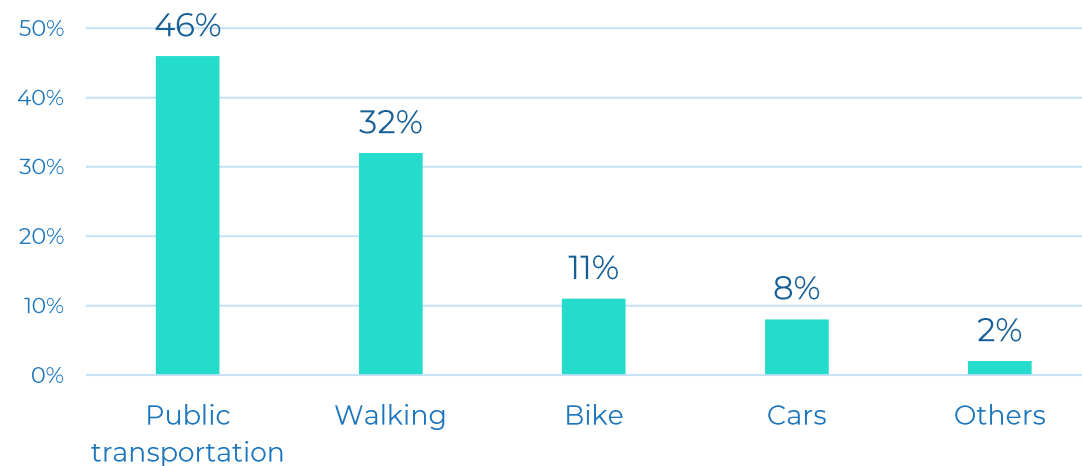
An increase of cycle use in 5 years

+ 34% of cycle traffic between 2020 and 2024

- More bikes than cars on some roads!
- **Some numbers :**
 - Boulevard Sébastopol : record over 24 400 bikes day
 - Magenta : + de 10 000 bikes day, record at 16 000
 - Rue de Rivoli : + de 15 000 bikes day
 - Rue Layette : + de 13 000 bikes day



Modal Share in Paris, included trips with suburbs



Bike parking, an essential component of the cycling policy

One rule :

Public space cannot park all bicycles! Bike parking spaces must be found in buildings.

Offer must be :

- **Available**
- **Visible and readable**
- **Handy and easy to use**
- **Fit in the Parisian landscape** (high architectural stake)
- **Secured** (access control), **essential for long-term needs**
- **Sometimes free and sometimes charged for the user**

Different solutions for different needs : at home, at work, in front of shops, at train station, at big venues, for temporary events



1 Bike racks in public space

Target: +30 000 new spots

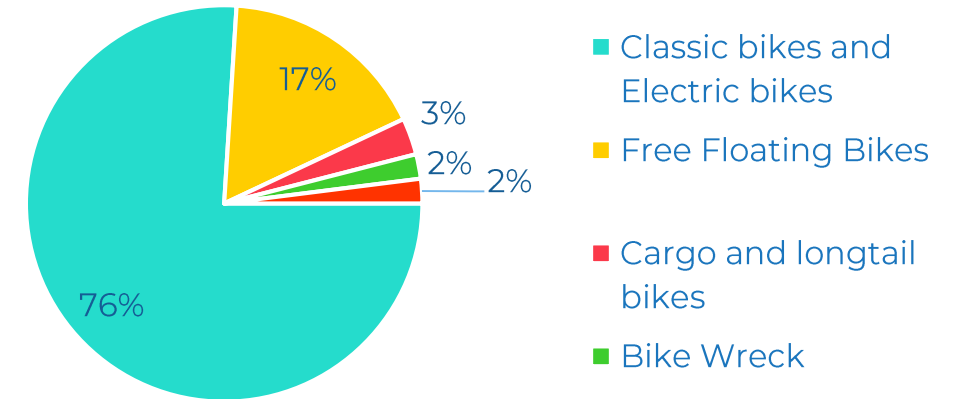
Results: + 70 000 new spots since 2020

Now: 120 000 spots

Cargo bikes : 600 spots for cargo bikes / 1000 targeted in bike plan



What type of bike are parked in the street ?



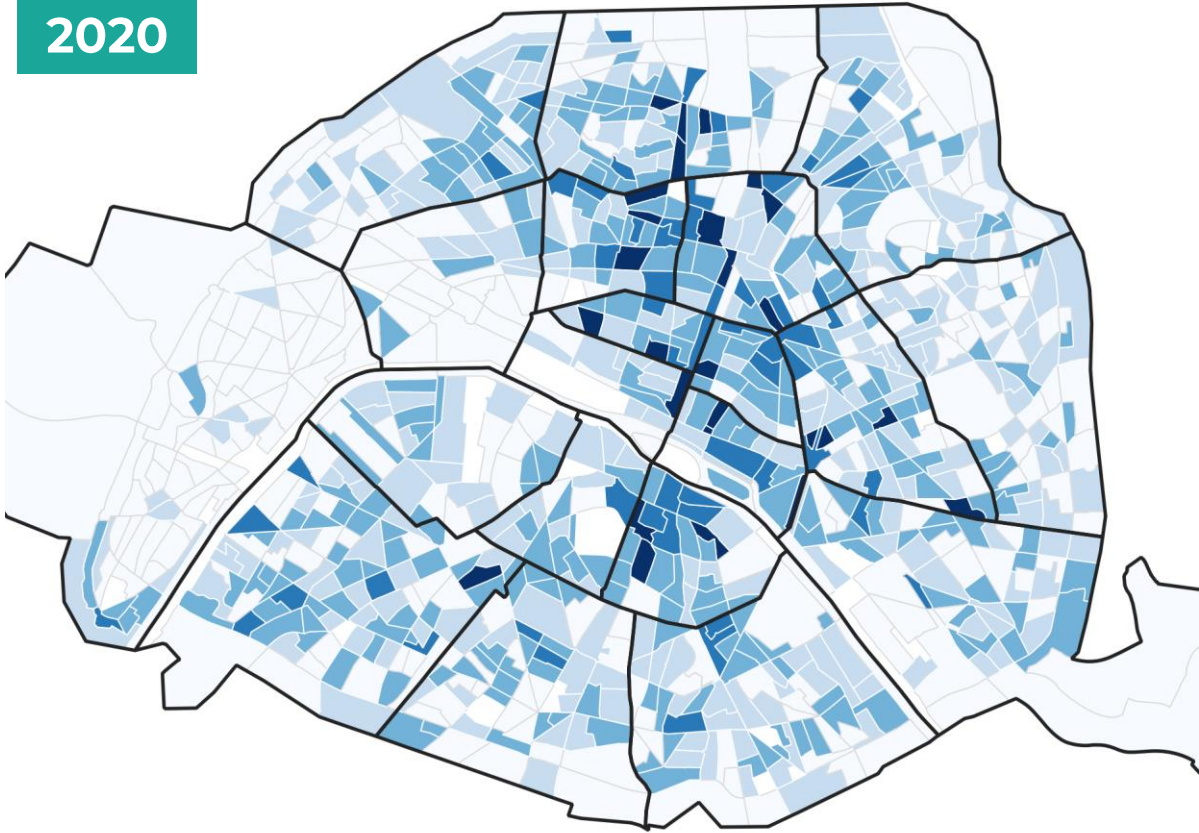
Leverage to achieve this goal

National legal obligation to remove car park 5 meters before every pedestrian crossing: replaced with bike racks




1 Bike racks in public space

2020



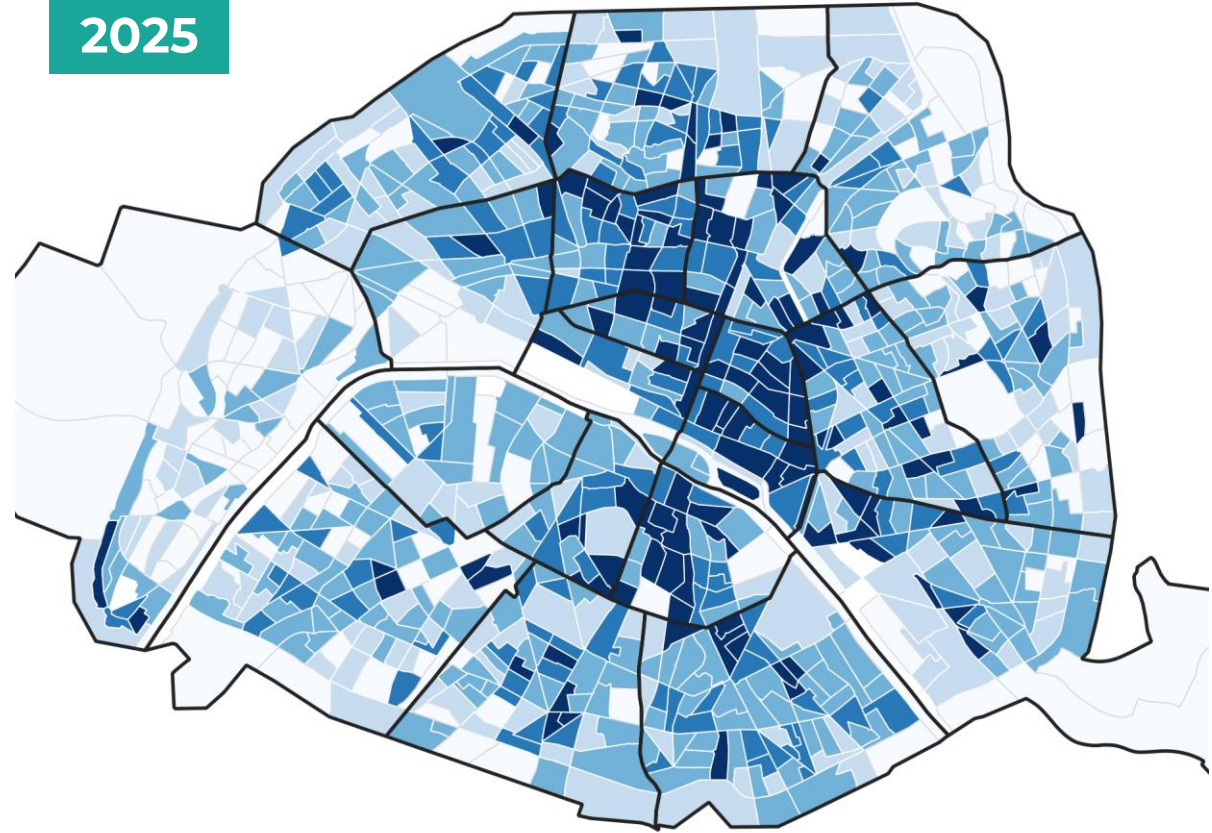
Density of bike racks: number of spots by hectare

 <5 5 à 10 10 à 20 20 à 30 >30

<5
 5 à 10
 10 à 20
 20 à 30
 >30

Bike racks density evolution

2025



Density of bike racks: number of spots by hectare

□ <5 □ 5 à 10 □ 10 à 20 □ 20 à 30 □ >30

<5
 5 à 10
 10 à 20
 20 à 30
 >30

2

Public Secure Parking


Target: 10 000 spots in public car parks

Results: 5 300 spots in 2025

+ 50 'véloboxes' in the streets for 300 spots



50 'Véloboxes' in the street of Paris



3 Parking around train stations

Target: 40 000 spots in 2030

Results: 4 200 spots in 2025

June 2024 : opening of one of the largest bike station in France at the Gare du Nord, 1,200 racks

SCHÉMA DIRECTEUR DU STATIONNEMENT VÉLOS EN GARES ET STATIONS (SDSV)

FÉVRIER 2020



Working with the **public transport administration** as part of its strategic plan for intermodal bike parking



Gare du Nord



Gare Montparnasse



Gare Montparnasse

4 Parking in private buildings



Target: 50 000 bike parking spots

Difficult to count, at least 35,000 spots in social housing

Various actions :

- **Legal standards in new buildings** for creating bike parking
- **Financial incentives** for social and private housing
- **Sharing good practices** with social housing

*Guide for good quality bike parking
from a social housing organization*



5

Temporary Bike Parking

During the 2024 Olympics Game : **10 000 temporary parking spots**

Obligation of temporary bike parking part of the 'Sustainable Events Pact' for big events taking place in the street of Paris.



Citizen bike association annual celebration



Olympics: Grand Palais et stade Concorde



Olympics: Parking Arena Bercy



Swimming site in the Seine, 2025